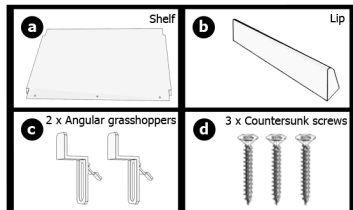


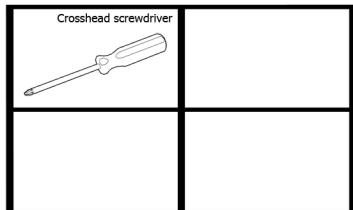
Please read these instructions in full before starting assembly

## Sloping shelf

In the pack:



Tools required:



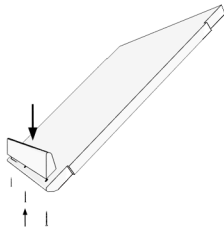
### Notes

1



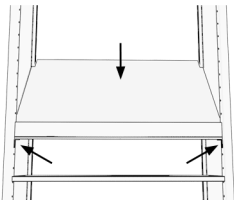
Insert two angular grasshoppers **c** into the uprights where you would like your shelf to be.

2



Fit the lip **b** to the shelf **a** with the 3 countersunk screws **d**.

3



The front of the shelf **a** then sits on the grasshoppers **c** and the back leans on the back of the uprights.